

How to Improve Reading Skills? A Whole word approach!

Department of Special Education
National Institute for Empowerment of Persons with Multiple
Disabilities (Divyangjan) (NIEPMD)
Ministry of Social Justice & Empowerment, Govt .of India
Email: niepmd@gmail.com Website: www.niepmd.tn.nic.in



A variety of strategies have been used in teaching sight word vocabulary. Recent attention has been focused on the imagery level. It refers to the ease with which a word evokes a concrete picture. High imagery words are usually concrete E.g. Ball, Mango, Fan, House.

Here, we are gonna see how it works in few easy steps!!!








Note: Say
the word at
every step of
teaching
pairing


Step 1: Select the words which are commonly used. Let's take two fruit names for example....




Step 2: Pair pictures with words in one choice first followed by two choices...




Step 3: Pair pictures with words in more than two or multiple choices...



Apple




Banana




Apple



Banana



Grapes




Orange



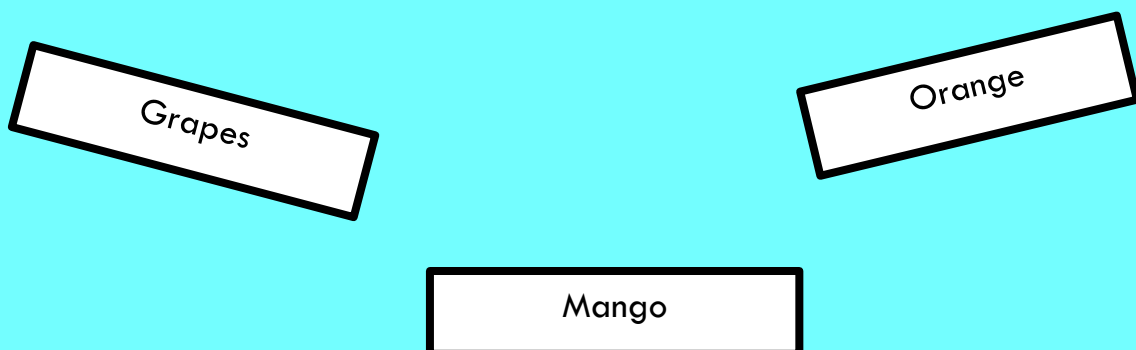
Mango

Step 4: Pair Word cards alone with the picture cards having words. Start with one choice and later two choices similarly to step two.



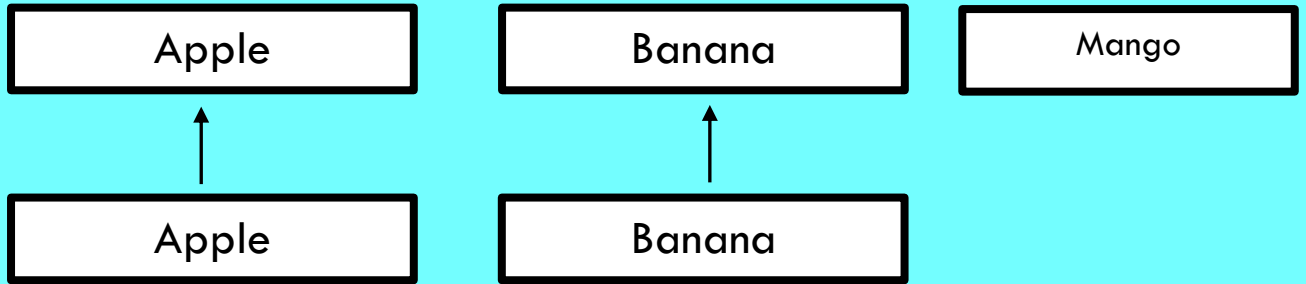
Step 5: Similarly pair the word cards with picture with word cards in multiple choices...

E.g the child has to pair the appropriate word card from other name cards like below...

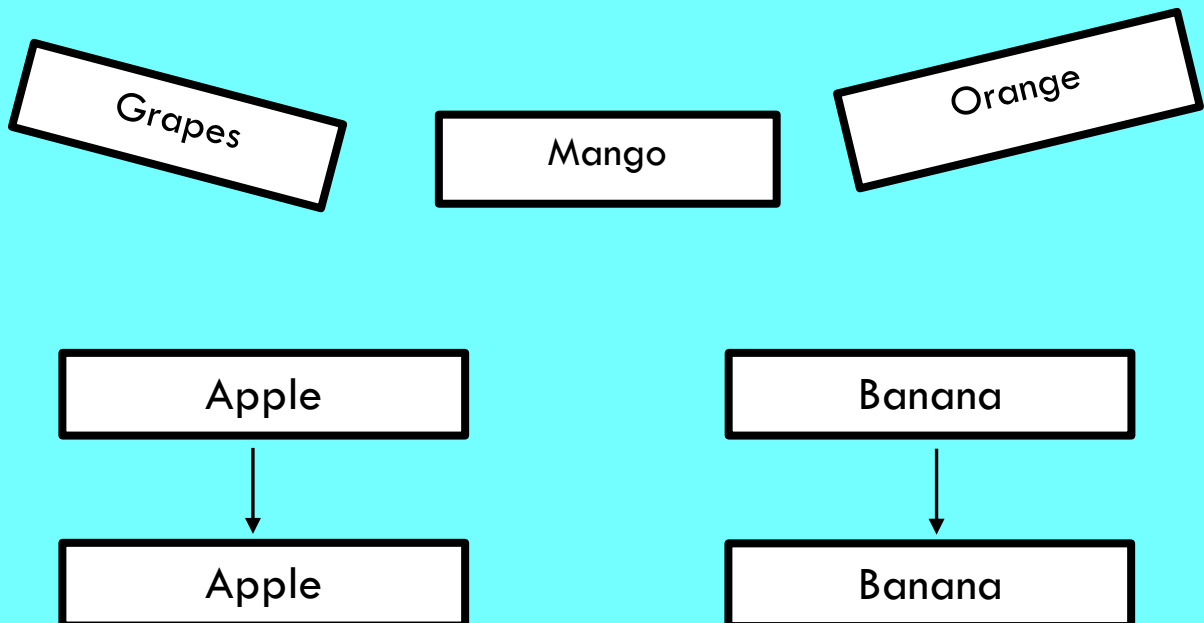


Step 6: Now the next step is to fade the picture card and use name cards alone to match each other...

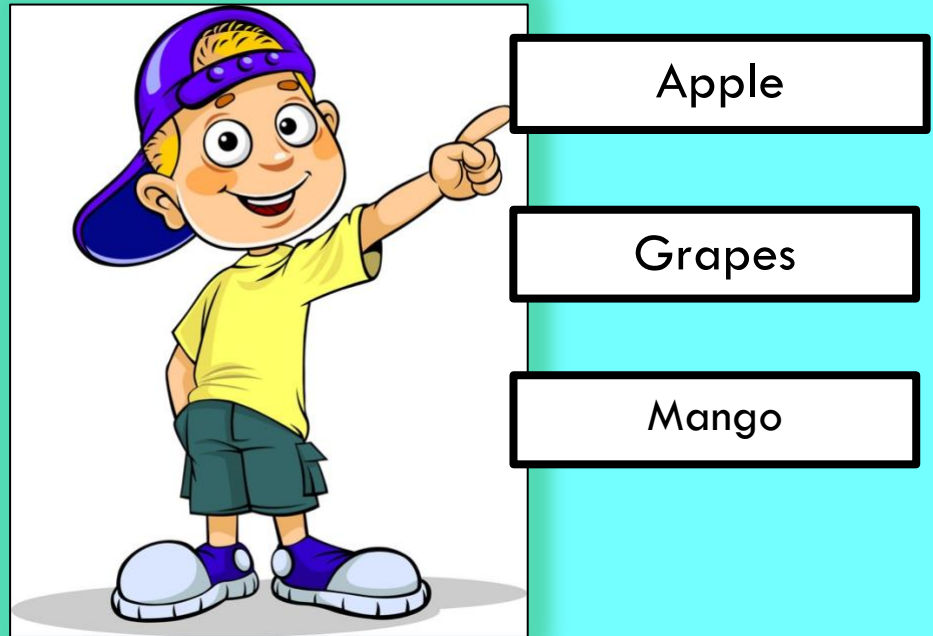
Start with two choices and then move on to multiple choices..



Step 7: Use multiple choices of name cards (as given below). Make the child select and match with the appropriate name card...



Step 8: Now, Make the child point to the respective name card when it is asked. Also, to point the correct name card when asked among multiple choices of name cards. **E.g: Show me Apple.**



Step 9: Finally, Read the word by themselves. **Mastering reading of words!**

Later, Try with different kinds of words.



Happy Learning!!

I.G. Anusuya
R.O (Spl. Edn)